

Desigo™

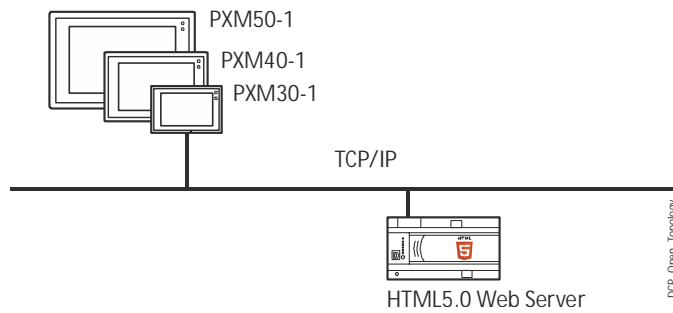
Touch panel clients 7.0", 10.1" and 15.6"

PXM30-1, PXM40-1, PXM50-1 and mounting frames PXA.V40, PXA.V50



High-quality touch panels for communication using an HTML5.0 web server

- Compact design featuring a low installation depth for mounting in panel doors
- Wall-mounting with installation frames for PXM40-1, PXM50-1 (ordered separately)
- High-resolution, capacitive touch displays (landscape)
- Operating voltage AC 24 V, DC 24 V, or Power over Ethernet (PoE) (PXM40-1 and PXM50-1)



The devices are suitable for installation in panel doors.
Mounting frames are available for wall mounting (ordered separately).

- PXM40.E and PXM50.E (flush mounting)
- PXM30.E (surface mounting)

Functions

Settings

Different settings are available, however, for user-friendly operation of the touch panel. They can be edited after login.

For details, see "Desigo Touch Panel client commissioning", A6V11604303.

Function	Description																					
Brightness	Sets the screen's brightness.																					
Time format	24 hours or 12 hours (am/pm).																					
Date format	8 variants are available.																					
Language	Touch panel operating language: Supports 20 languages; the factory setting for the user interface is English.																					
	<table border="0"> <tr> <td>Arabic</td> <td>Italian</td> <td>Rumanian</td> </tr> <tr> <td>Danish</td> <td>Japanese</td> <td>Russian</td> </tr> <tr> <td>English</td> <td>Korean</td> <td>Simplified Chinese</td> </tr> <tr> <td>Finnish</td> <td>Norwegian</td> <td>Traditional Chinese</td> </tr> <tr> <td>French</td> <td>Persian/Farsi</td> <td>Spanish</td> </tr> <tr> <td>German</td> <td>Polish</td> <td>Swedish</td> </tr> <tr> <td>Hindi</td> <td>Portuguese</td> <td>Turkish</td> </tr> </table>	Arabic	Italian	Rumanian	Danish	Japanese	Russian	English	Korean	Simplified Chinese	Finnish	Norwegian	Traditional Chinese	French	Persian/Farsi	Spanish	German	Polish	Swedish	Hindi	Portuguese	Turkish
Arabic	Italian	Rumanian																				
Danish	Japanese	Russian																				
English	Korean	Simplified Chinese																				
Finnish	Norwegian	Traditional Chinese																				
French	Persian/Farsi	Spanish																				
German	Polish	Swedish																				
Hindi	Portuguese	Turkish																				
Keyboard	The interaction with the keyboard is roughly the same as commercially available products such as smart phone, tablets, etc.																					
Auto logout	Time to logout: 5, 10, 15, 30, 45, 60 minutes The automatic logout can be set at intervals of 5 to 60 minutes, including the ability to suppress automatic logout for certain technical reasons.																					
Screensaver	On after 15 minutes, factory setting: On The screensaver CANNOT be disabled																					

Type summary

Type	Stock number	Description
PXM30-1	S55623-H131	Touch panel client 7"
PXM40-1	S55623-H132	Touch panel client 10"
PXM50-1	S55623-H133	Touch panel client 15"

Accessories

Type	Stock number	Description	Document no.
PXA.V40	S55842-Z119	Wall-mount frame for PXM40-1	
PXA.V50	S55842-Z120	Wall-mount frame for PXM50-1	
PXA.S30	S55842-Z123	Mounting set for PXM30-1, PXM30.E	A6V11646070

The mounting set / wall-mount frames must be ordered separately.


Document	Document no.
Desigo Touch Panel client commissioning	A6V11604303

Related documents such as the environmental declarations, CE declarations, etc., can be downloaded from the following Internet address:

<https://siemens.com/bt/download>.

Notes

Safety

	⚠ CAUTION
	National safety regulations Failure to comply with national safety regulations may result in personal injury and property damage. <ul style="list-style-type: none">• Observe national provisions and comply with the appropriate safety regulations.

Engineering

For additional information on cable lengths, topology, etc.:
See Desigo Control Point client commissioning (A6V11604303).

Mounting

Mounting types

Touch Panels are designed for

- Mounting in the panel door
- Installation in cavity walls using separately ordered installation frames (PXA.V40. PXA.V50)
- Wall or panel door mounting using separately ordered mounting set (PXA.S30)

Mounting Instructions

Mounting installations are printed on the unit's packaging material.

Cut outs for panel installation and wall mounting

See "Dimensions".

Installation

Power is connected to a plug-in screw terminal block.
This connection is not required for Power over Ethernet (PoE).

Commissioning

Touch panels can be commissioned without tools.
All necessary network parameters can be entered directly on the unit.
Each device has a unique identification number to ensure efficient commissioning.
It is also printed on the removable barcode label.

LED display (front side)

Color	Activity	Function
Green	Off	Device is not powered
	Flashing	Start-up or the program is stopped
	On	Device is operational
Red	Off	OK
	On	Program error Hardware fault
	Flashing 1 Hz	Wrong or corrupt software No application loaded Faulty server-link configuration
	Flashes in wink command rhythm	Physical device ID

Service button (rear side) *(Only for devices with series B and higher, see printing on the device)*

S55623-H129
190507B
Country of Origin: China AL
MAC: 00A003F50000 Hex



Press	Description
Short	Physical identification on the network (Ethernet)
As per description	Do the following to reset the device to factory state: <ol style="list-style-type: none"> 1. Power off the device. 2. Power on the device. 3. Wait until the green LED lights up and turns off again, then press the Service button. 4. Keep the Service button pressed until the green LED lights up, then release the button. 5. Wait until the device has fully started – unconfigured (LED flashes red/green) Pre-loaded apps are still available. The FW remains unchanged

Maintenance

Cleaning

Touch panels are maintenance free.

Dirt on the display can be cleaned using off-the-shelf display cleaners for smart phones, a moist rag, and/or off-the-shelf microfiber cloth for monitors or glasses.

Recommended products:

- Lysol towel
- Clorex towel
- Water with 2% alcohol
- Damp microfiber cloth
- H₂O₂ hydrogen peroxide
- Sterillium® Classic Pure

Firmware upgrade

You can update the firmware with ABT Site.

Repair

The devices cannot be repaired. The entire unit must be replaced.

Disposal



The device is considered an electronic device for disposal in accordance with the European Guidelines and may not be disposed of as domestic garbage.

- Dispose of the device through channels provided for this purpose.
- Comply with all local and currently applicable laws and regulations.

Power supply

Operating voltage Safety Extra-Low Voltage SELV or Protection by Extra Low Voltage per HD384	AC 24 V ±20% (SELV / PELV) AC 24 V class 2 (US) DC 24 V ±15% (SELV / PELV) DC 24 V class 2 (US)		
PoE: PoE switches and injectors must comply with IEEE 802.3at	DC 48 V (PoE Class 4, alternative A) (PXM40-1, PXM50-1 only)		
Frequency	50/60 Hz		
Maximum power consumption At AC 24 V At DC 24 V PoE *)	PXM30.E Max. 29 VA Max. 17 W --	PXM40-1 Max. 32 VA Max. 21 W Max. 22 W *)	PXM50-1 Max. 42 VA Max. 26 W Max. 25 W *)
*) Applies to normal operation. Can be higher at start-up (IEEE 802.3at Class 4)			
Processor	Texas Instruments AM5727, 1.5 GHz, Dual Core		
Storage	8 GB eMMC, 2 GB SDRAM (DDR3L)		
Screw terminals for wire cross sections up to	2.5 mm ²		
External supply line fusing (EU) <i>At AC / DC 24 V power</i>	Non-renewable fuse max. 10 A slow or circuit breaker max. 13 A Tripping characteristic B, C, D per EN 60898 or Power supply with current limitation of max. 10 A		

Display

	PXM30-1	PXM40-1	PXM50-1
Size	7.0"	10.1"	15.6"
Resolution	1024 x 600	1280 x 800	1366 x 768
Type	TFT		
Number of colors	16.2 mn		
Viewing angle H/V typical	120 / 110°	150 / 145°	
Backlit display	LED, dimmable		
Touch pad	Projective capacitive		

Connections

Screw terminals, plug-in	
Cu-wire or Cu-strand with wire end sleeve	1 x 0.6 mmØ to 2.5mm ² (22 to 14 AWG) or 2 x 0.6 mmØ to 1.0 mm ² (22 to 18 AWG)
Cu-strand without wire end sleeve	1 x 0.6 mmØ to 2.5 mm ² (22 to 14 AWG) or 2 x 0.6 mmØ to 1.5 mm ² (22 to 16 AWG)
Stripping length	6...7.5 mm (0.24...0.29 in)
Slotted screws	Screwdriver, size 1 with shaft Ø ≤ 4.5 mm
Max. tightening torque	0.6 Nm (0.44 lb ft)

Ethernet interface	
Plug	RJ45, screened
Interface type	100BASE-TX, IEEE 802.3 compatible
Bit rate	10/100 Mbps, autosensing
Protocol	BACnet over UDP/IP
Galvanic isolation of system neutral ↓	Yes

Interface USB 2.0	
Plug	Type B (device)
Data rate (USB 2.0 full speed)	12 Mbps
Protective switch against surges and over current	Yes
Galvanic isolation of system neutral ↓	No

Conformity

Ambient conditions and protection classification	
Assigned per EN 62368-1 <ul style="list-style-type: none"> Degree of pollution Overvoltage category 	<ul style="list-style-type: none"> 2 III
Design	Device suited for use with equipment of safety classes I and II
Degree of protection of housing to EN 60529 <ul style="list-style-type: none"> From the front From the back (panel mounted) 	<ul style="list-style-type: none"> IP54 IP20
Climatic ambient conditions <ul style="list-style-type: none"> Transport (packaged for transport) as per EN 60721-3-2 Operation per EN 60721-3-3 (wall mounted) Operation per EN 60721-3-3 (panel mounted) 	<ul style="list-style-type: none"> Class 2K3 Temperature -25...70 °C (-13... 158 °F) Air humidity 5...90% Class 3K4 Temperature 0...40 °C (32... 104 °F) Air humidity 5...90 % (non-condensing) Class 3K5 Temperature 0...50 °C (32... 122 °F) Air humidity 5...90 % (non-condensing)
Mechanical ambient conditions <ul style="list-style-type: none"> Transport to EN 60721-3-2 Operation per EN 60721-3-3 	<ul style="list-style-type: none"> Class 2M2 Class 3M2
Elevation above sea level	Max. 3,000 m above sea level

Standards, directives and approvals	
Product standard EN 62368-1	Information Technology Equipment - Safety - Part 1
Electromagnetic compatibility	For residential, commercial, and industrial environments
EU conformity (CE)	See CE declaration CM1T9292xx ¹⁾
EAC compliance	Eurasian compliance
RCM Conformity	See RCM declaration CM1T9292en_C1 ¹⁾
UL approbation (US)	UL 916, http://ul.com/database
cUL-Approbation (Canada)	cUL 916, http://ul.com/database
FCC	CFR 47 Part 15 Class B
CSA certification	C22.2, www.csagroup.org/services-industries/product-listing/
Environmental compatibility ¹⁾	The product environmental declaration contains data on environmentally compatible product design and assessments (RoHS compliance, materials composition, packaging, environmental benefit, disposal).

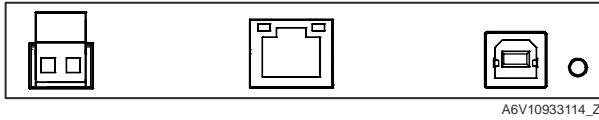
¹⁾ Documents can be downloaded at <http://siemens.com/bt/download>.

Housing

Touch panels	PXM30.E	PXM40-1	PXM50-1
Dimensions	See "Dimensions"		
Color	Plastic frame; Glass, reflecting	Matt aluminum frames; glass, reflecting	
Weight without/with packaging	1117 / 1745	1810 / 2264 g	3788 / 4662 g

Wall-mount frames	PXA.V40	PXA.V50
Dimensions	See "Dimensions"	
Color	Steel, zinc-plated	
Weight without/with packaging	1206 / 1640 g	2104 / 2917 g

Connection terminals, service button



AC / DC 24 V

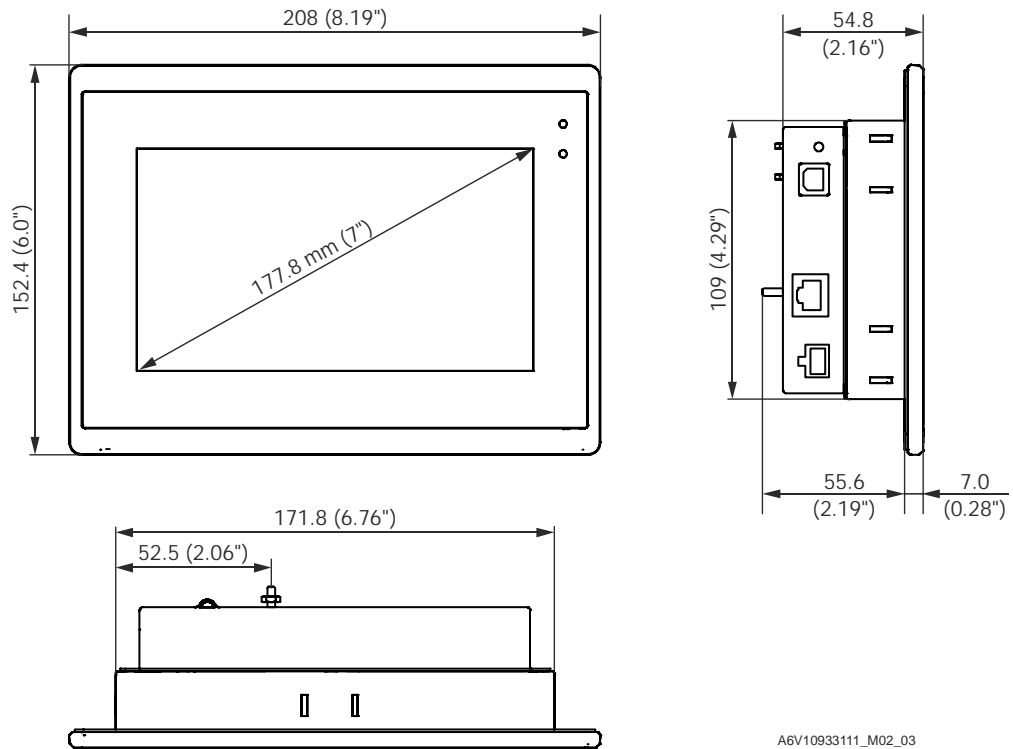
LAN RJ45

USB Reset / series B and higher: Service button

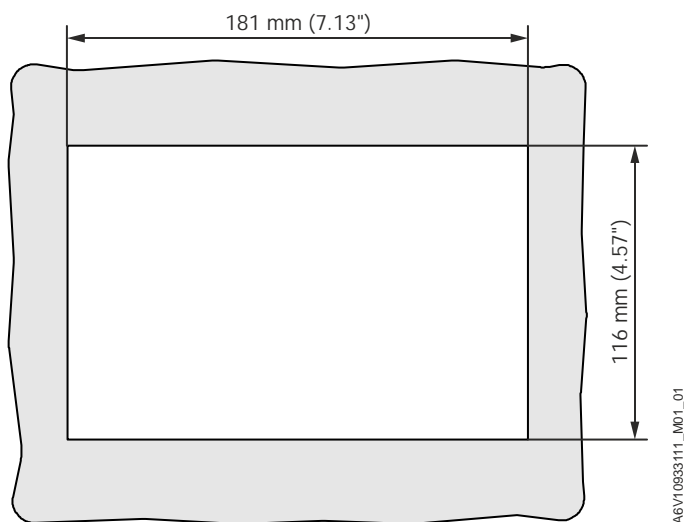
Dimensions

All dimensions provided in mm and inches.

PXM30-1

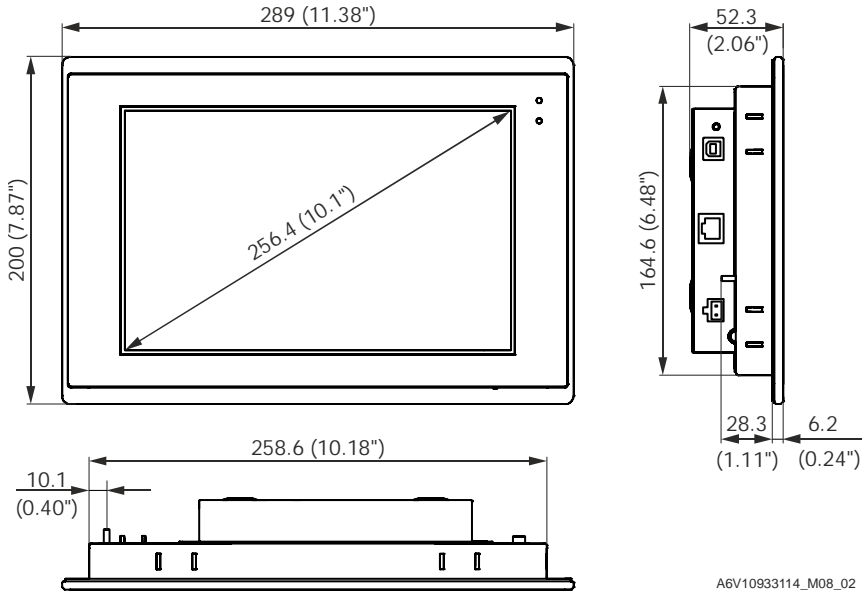


Panel cut out

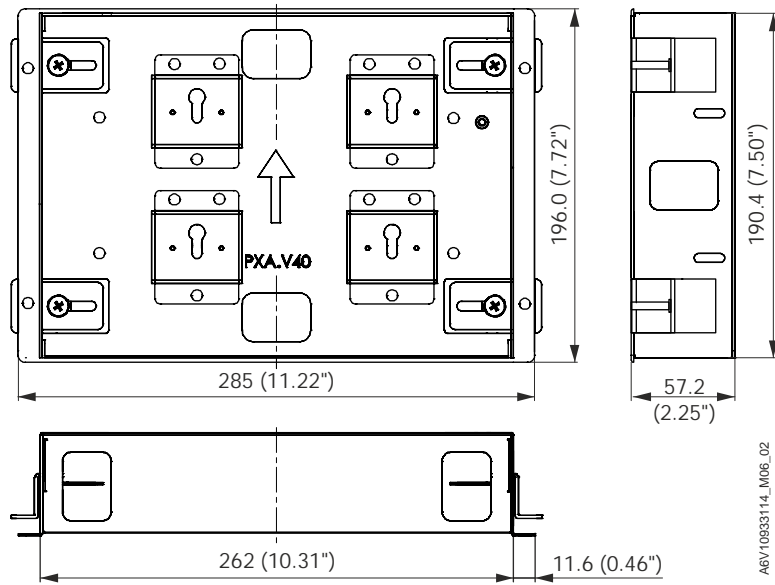


Mounting kit PXA.S30: see data sheet A6V11646070

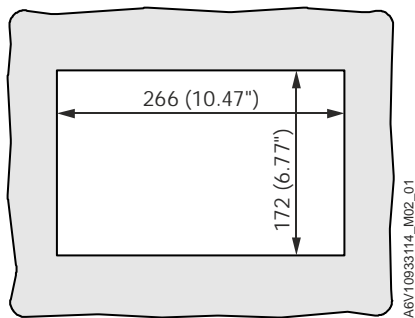
PXM40-1



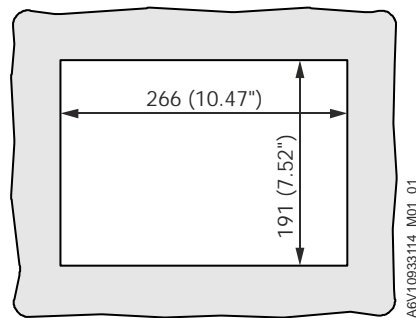
PXA.V40



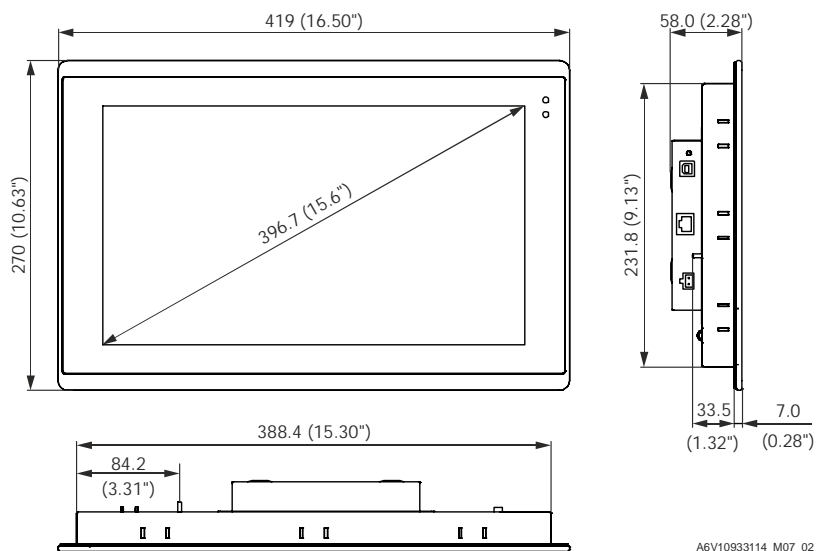
Panel cut out



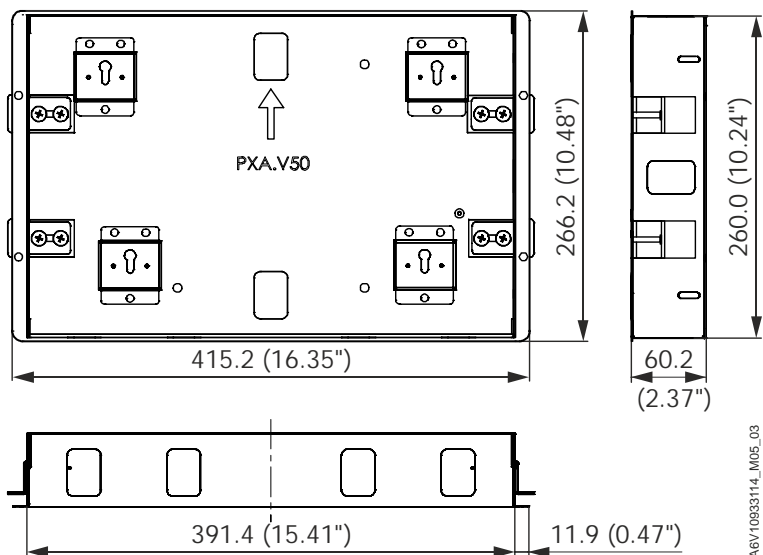
Wall cut out



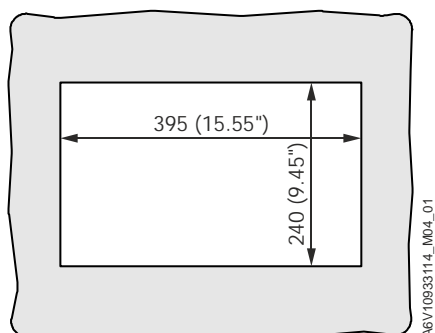
PXM50-1



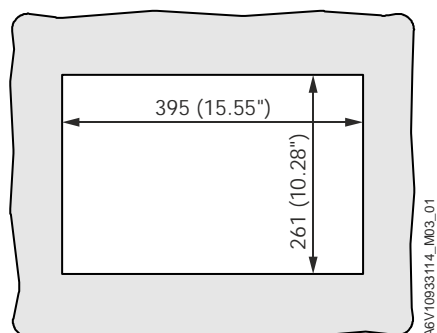
PXA.V50



Panel cut out



Wall cut out



Issued by
Siemens Switzerland Ltd
Smart Infrastructure
Global Headquarters
Theilerstrasse 1a
CH-6300 Zug
Tel. +41 58 724 2424
www.siemens.com/buildingtechnologies

© Siemens Switzerland Ltd, 2019
Technical specifications and availability subject to change without notice.